

# Heat Treat Today

Technology, Tips & News for Manufacturers with In-House Heat Treat

ANNUAL

## Air & Atmosphere Furnace Systems

*We take a look into atmosphere and open air heat treating systems*

SPECIAL FOCUS

### Continuous Mesh Belt Furnace Systems



▶ "The light at the end of the tunnel"  
— Monitoring Mesh Belt Furnaces

Page 14



▶ Mesh Belts 101  
Page 42



▶ Mesh Belt Atmosphere Heat Treatment Systems: Meeting Demands for Performance, Quality, and Innovation

Page 22



▶ On-Site Hydrogen Generation: A Viable Option for Reducing Atmospheres in Heat Treating

Page 38



▶ Tech Trends: Heat Treat Technologies to Watch in 2022

Page 25

## Features

### Columns

#### P8 COMBUSTION CORNER

##### Are You Holding on to Uncashed Checks?

To not invest money on worthwhile projects makes as much sense as not depositing your paycheck. In this column, we will briefly look at some "checks" you might have received in the mail, but have yet to cash.

By John Clarke, Technical Director, Helios Electric Corporation



#### P13 News from Abroad

We look to our European information partner to discover how environmental awareness has been influencing heat treat relationships internationally.

heat  
processing

### Departments

#### P4 Publisher's Page:

The Upside of Failure

#### P6 Editor's Page:

Risks

#### P10 News Chatter:

The latest in equipment, personnel, company updates, and kudos from around the industry.

#### P44 Heat Treat Shop:

Manufacturers with in-house heat treat departments can buy or sell heat treat components, parts, services, and supplies.

#### P48 Tech Roundup:

A sampling of articles from our Technical Tuesday series that reveal the why, how, what, and when of many heat treating methods and operations.

#### P50 MTI Member Company Profile

Get to know fellow heat treat manufacturers in MTI.

 Heat Treat Today

 @HeatTreatToday

 @HeatTreatTodayOfficial

#### P14 "The light at the end of the tunnel" – Monitoring Mesh Belt Furnaces

Temperature control of the heat treatment application is critical to the metallurgical and physical characteristics of the final product, and hence its ability to perform its intended function. Explore this article to find the light at the end of your mesh belt furnace tunnel.

By Dr. Steve Offley, "Dr. O," Product Marketing Manager, PhoenixTM



#### P22 Mesh Belt Atmosphere Heat Treatment Systems: Meeting Demands for Performance, Quality, and Innovation

Mesh belt furnaces are the workhorse of the heat treating industry. With constant pressure to enhance performance and develop quality products, mesh belt furnaces are keeping up with the demand. In this article, discover the ways mesh belt furnaces are addressing demands for innovation and quality.

By Tim Donofrio, Vice President of Sales, CAN-ENG Furnaces International Limited



#### P25 Tech Trends: Heat Treat Technologies to Watch in 2022

Technology is ever evolving. Will you be able to keep up with all the new developments? Discover the tech trends these heat treat industry leaders are excited about and how they will impact you and your company.



#### P38 On-Site Hydrogen Generation: A Viable Option for Reducing Atmospheres in Heat Treating


Recent supply chain issues, safety concerns surrounding storage, and the growing metal additive manufacturing parts market are making on-site generated hydrogen a burgeoning trend among thermal processors. Find out if this is an option for your operation.

By Lynn Gorman, Freelance Writer



#### P42 Mesh Belts 101

Heat Treat Today surveyed mesh belt industry manufacturers asking for feedback on information heat treaters should know. In this article, Abelard Escura, Export Manager at Codina, gives recommendations when to use specific belts, explains belt vocabulary, and shares trends they are excited about.





# “The light at the end of the tunnel” — Monitoring Mesh Belt Furnaces

By Dr. Steve Offley, “Dr. O,” Product Marketing Manager, PhoenixTM

*Temperature control of the heat treatment application is critical to the metallurgical and physical characteristics of the final product, and hence its ability to perform its intended function. For many, the product’s temperature profile and physical journey are a complete mystery. Optical profiling may be the key to solving this mystery.*

## **Introduction – The Need for Accurate Product Temperature Measurement**

Even though modern furnaces are supplied with sophisticated control systems, they are still not always capable of truly giving an accurate picture of the actual product temperature as it passes through the process. Temperature sensors positioned along the furnace give a snapshot of what the environmental temperature is possibly zone by zone. Furnace controllers, as the name suggests, can give confidence that the process heating is performed in a controlled manner but will never give an accurate view of what the actual product temperature is. When monitoring, it is important to be able to distinguish between process and product.

The challenge to any process engineer is understanding how the product heating cycle relates to the operation of the furnace. A furnace environment may be well controlled, but very different product temperatures can be experienced with variation in key properties such as product material, size, shape, thermal mass, and position/orientation in the furnace. Infrared (IR) pyrometers and thermal imagers can provide surface temperature measurements only and require line of sight, so they limit the areas of the product that can be measured. Setup can sometimes be complex considering surface characteristics (emissivity) and process background/atmosphere compensation. As with air sensors, being fixed, typically IR sensors only give information at that specific furnace location which prevents accurate calculation of soak times at critical temperatures. Without additional information, soak times and temperatures may need to be extended well beyond the target to guarantee the heat treat process is completed with confidence with an obvious compromise to

throughput and energy conservation.

## **Product Temperature Profiling**

To fully understand the operational characteristics of the heat treat process it is necessary to measure both the environment and product temperature continuously as it travels through the process. Such technique provides what is referred to as a “temperature profile” which is basically a thermal fingerprint for that product in that furnace process. This thermal fingerprint will be unique but will allow understanding, control, optimization, and validation of the heat treat process.

Historically, trailing thermocouples have been the go-to technique for product temperature monitoring. A very long thermocouple is attached to the product in the furnace. The data logger measuring the live temperature reading is kept external to the furnace. Although possible for static batch processes, the technique has significant limitations in a continuous/semi-continuous process, especially mesh belt furnaces (See Table 1).

In thru-process temperature profiling the data logger travels with the product through the furnace. The data logger (Figure 1) is protected by an enclosure, referred to as a thermal barrier, which keeps the logger at a safe operating temperature (Figure 2). Temperature readings recorded by the data logger from multiple short length thermocouples can be retrieved post run. Alternatively, if feasible, the data can be read in real time as the system passes through the furnace using a two-way radio frequency (RF) telemetry communication option. The resulting temperature profile graph (Figure 3) provides a comprehensive picture — product thermal fingerprint — of the thermal process.



Figure 1. Robust multi-channel data logger designed specifically for thru-process temperature profiling




Figure 2. Thermal barrier protecting the data logger safely entering the conveyor furnace during the temperature profile run. Barrier size customized to suit process credentials.



Figure 3. Typical temperature profile recorded for an aluminum CAB brazing line giving a complete temperature history for a brazed radiator at different product locations.<sup>1</sup>



THE SUSTAINABLE ALTERNATIVE TO  
**Replace Sealed Quench  
 & Batch IQ Furnaces**



[ecm-usa.com/products/eco](http://ecm-usa.com/products/eco)

# ECO SYSTEM

**Compact vacuum furnace system  
 with integrated oil quenching cell**

**Easily integrates into existing batch lines**

**No CO<sub>2</sub> Emissions & No Open Flames**



Furnace Systems

Automation

Service & Parts

Synergy Center

9505 72nd Avenue, Suite 400, Pleasant Prairie, WI 53158  
 262.605.4810 | [www.ecm-usa.com](http://www.ecm-usa.com) | [info@ecm-usa.com](mailto:info@ecm-usa.com)



Process Monitoring Challenge	Trailing Thermocouples	Thru-Process System
<b>Number Measurements</b>	Limited to 1 or 2 safely	Up to 20 possible
<b>Operator Needed During Run</b>	Essential to allow safe cable transfer through furnace	Not needed (system travels independently as if product)
<b>Cable Length</b>	Furnace length minimum (cost/risk of damage)	Short (typically a few feet)
<b>Cable Snagging/ Damage Risk</b>	Potential due to length. High risk of getting caught in mesh belt or snagging in furnace itself  Failed test and possible down time for retrieval  Damage to cable may create risk of false hot junctions  Temperature readings not of product but air	Minimal
<b>Zone Doors/ Curtains or Atmosphere Locks</b>	Barrier to thermocouple transition; and even if possible, increased risk of damage	System self-contained so risk-free safe operation
<b>Production Stoppage</b>	Yes — empty furnace needed (Probe retrieval post run!)	No — used during production run, so no lost production or down time
<b>Representative of True Production Conditions</b>	No — furnace may need to be empty	Yes — performed during production run
<b>Accuracy</b>	Long thermocouple under tension can cause movement of product and disengagement of sensor	Thermocouple attachment to product secure and reliable
<b>Safety</b>	Operators close to furnace to feed thermocouples (health and safety risk)	No issues
<b>Cost</b>	Long thermocouples expensive to replace Regular replacement risk	Initial investment cost of system

*Table 1. Table showing the numerous benefits of thru-process temperature monitoring over traditional trailing thermocouples methodology for a mesh belt furnace*




Figure 4. Thermocouple mount jig allowing accurate positioning of thermocouples (1) across the mesh belt width with adjustment to suit different belt dimensions (2).

### Monitoring Your Heat Treat Process Temperature at the Product Level

Applying thru-process temperature monitoring product temperature measurement can focus on the micro product level which at the end of the day is most important. Static control thermocouples give an environmental temperature of the furnace in a zone, but this only reflects the true temperature wherever the thermocouple is located. This may be some distance from the product and may give some bias to its position if located on one side of the furnace. The thru-process monitoring system allows simultaneous product and/or air temperature measurement directly at the mesh belt. Monitoring can be performed across the belt with thermocouple placement on and in the core of the product and can be made to identify areas of different thermal mass resulting in differing heating characteristics.

A useful strategy to use before looking at the product temperature is to thermally map the furnace. Thermocouples, connected to the data logger protected within the thermal barrier, are positioned across the mesh belt using a mount jig such as that shown in Figure 4. The jig guarantees reliable location of the measurement sensor run to run and adjustment means it can be adapted to different belt widths. Applying this principle, the thermal uniformity of air across the belt width through the entire furnace can be measured.


Such data can be compared with zone control thermocouples to see what temperature differential the product may be experiencing at the belt level. Temperature imbalances across the belt and hot or cold spots along the process journey can be identified.

Furnace mapping can be further developed to satisfy either CQI-9/CQI-29 or AMS2750F pyrometry standards where a two-dimensional jig is constructed to perform the temperature uniformity survey (TUS).<sup>2</sup>

Employing the plane method, a frame jig is constructed to match the furnace work zone with the necessary number of thermocouples to satisfy the furnace cross section dimensions. Temperatures recorded over the working zone are compared to the desired TUS levels to ensure that they are within tolerance as defined in the standards.


### Discover the True Root Cause of Your Furnace Problems

When it comes to product quality and process efficiency in any mesh belt furnace applications, temperature monitoring is only part of the story. Gaining an insight into what is physically happening in the product's furnace journey can help you understand current issues or predict issues




# THERMAL CARE

## KEEP YOUR PROCESS FLOWING SMOOTHLY




### Industrial Pumping Systems engineered by Thermal Care feature:

- Simple to use large color touch screen
- Optimal flow with closed-coupled centrifugal pumps
- Corrosion resistant tanks for indoor and outdoor applications



888-635-4916 • [sales@thermalcare.com](mailto:sales@thermalcare.com) • [www.thermalcare.com](http://www.thermalcare.com)



in the future, which can be corrected or prevented. To allow true root cause analysis of temperature related issues, it is sometimes necessary to “go to Gemba” and inspect what the product is experiencing, directly in the furnace. This is not always possible under true production conditions.

For a classic mesh belt furnace application such as controlled aluminum brazing (CAB), internal inspection of the furnace is not a quick and easy task. Operating at 1000°F, the cool down period is significant to allow engineers safe access for inspection and corrective action and then further delay to get the furnace back up to a stable operating temperature. Such maintenance action may mean one or two days lost production, from that line, which is obviously detrimental to productivity, meeting production schedules, satisfying key customers, and the bottom line.

In addition to process temperature problems there are many other production issues that can be faced relating to the furnace operation and safe reliable transfer of the product through the furnace. In the CAB process a day-to-day hazard is the build-up of flux debris. Flux materials used to remove oxides from the metal surface and allow successful brazing can accumulate within the internal void of

the furnace. These materials are most problematic at the back end of the muffle section of the furnace where, due to the drop in temperature entering the cooling zone, materials condense out. Flux build-up can create many different process issues including:

- Physical damage to the conveyor belt or support structure requiring expensive replacement
- Reduction in belt lubricity creating jerky movement and causing unwanted product vibration
- Lifting of the mesh belt creating an uneven transfer of products causing possible excessive product movement, clumping, or clashing
- Reduction in inner furnace clearance creating possible product impingement issues and blockages

To prevent such problems, regular scheduled inspection and clean out of the furnace is necessary. This is not a pleasant, quick operation, and requires chipping away flux debris with pneumatic tools. Often requiring a furnace down time of 1 to 2 days, this task is only performed when essential. Leaving the clean-up operation too long can be catastrophic, causing dramatic deterioration in product quality or risk of mid-production run stoppages.

Figure 5. Phoenix™ Optical profiling ‘Optic’ System - Optical Profile View. System adaptable for both temperature and optical profiling.



Figure 5.1. High temperature thermal barrier for aluminum brazing system protecting camera and torches through CAB furnace



Figure 5.2. Video image in inner CAB furnace showing condition of inner furnace, mesh belt and product transfer



Figure 5.3. Identification of flux debris at back end of muffle furnace prompting scheduling of clean down operation

## Benefits of Applying the Optical Profiling Principle in Conveyorized Furnace Processes:

### Furnace Condition

Check the condition of the internal walls of the furnace to ensure they are fit for purpose

- Damaged or distorted panels/sealing gaps/corrosion
- Build-up of dirt/flux/condensate/general processing debris
- Identify contamination risks and need for critical cleaning action
- Correct alignment adjustment of ducting to allow correct air flow/convective heat transfer
- Identify ignition events or other safety related issues within the furnace

### Product Transfer

Check that the product travels safely and smoothly through the process without conflict or obstruction

- Conveyor belts run flat and product orientation is kept constant — no belt damage or distortion
- No product vibration or excessive movement which may cause damage to product or affect processing step (e.g., brazing)
- Check that a product can pass through without clashing with furnace furniture or product clumping

### Condition & Operation of Key Furnace Features

Check that key furnace features are working correctly and not damaged

- Fans, ducting, control thermocouples, gas feed pipes, zone separation curtains/brushes

### Thermal Process Observation

Check that the process is being performed correctly where heat treatment action is physically visible

- Brazing — melt and flow of filler metal

## Optical Profiling – The Efficient Alternative

Optical profiling is a new complementary technique to that of thru-process temperature profiling. The innovative technology allows for the first-time process engineers to view the inner workings of the furnace under normal production conditions. Traveling through the furnace with the products being processed, the optic system gives a product's eye view of the entire heat treatment journey. A thermal barrier, similar in design to that used in temperature profiling, protects a compact video camera and torch that are used to record a video of what a product would see traveling through the furnace (Figure 5). The principle is just like your car's dash cam, the only difference being that your journey is being performed in a furnace at up to 1000°F. The resulting video, "Optical Furnace Profile," shows process engineers so much about how their process is operating without any need to stop, cool, and dismantle the furnace. This allows safe routine furnace inspection without any of the problems of costly lost production and days of furnace down time.

## Summary

Monitoring your mesh belt furnace from a temperature and optical perspective allows you to fully understand what truly happens in that black box. Understanding leads to better control, which helps you get the optimal performance out of your heat treat process from a quality, productivity, and energy efficiency perspective.

Don't get left in the dark. Consider the power of temperature and optical profiling which will literally provide a light at the end of your furnace tunnel! **HTT**

(Photo credit: PhoenixTM)

## References:

- [1] Steve Offley, "Unveiling the Mystery of Your AI Brazing Furnace with 'Thru-Process' Temperature Profiling", *Heat Treat Today Magazine*, June 2020, p40.
- [2] Steve Offley, "Applying 'Thru-process' Temperature Surveying To Meet the TUS Challenge of CQI-9." *HeatTreatToday.com*. June, 2019. <https://www.heatreattoday.com/heat-treat-news/automotive-heat-treat-news/applying-thru-process-temperature-surveying-to-meet-the-tus-challenges-of-cqi-9/>



### About the Author:

Dr. Steve Offley, "Dr. O," has been the product marketing manager at PhoenixTM for the last 4 years after a career of over 25 years in temperature monitoring focusing on the heat treatment, paint, and general manufacturing industries. A key aspect of his role is the product management of the innovative PhoenixTM range of 'thru-process' temperature and optical profiling and TUS monitoring system solutions.

### For more information

Contact Dr. O at [Steve.Offley@phoenixTM.com](mailto:Steve.Offley@phoenixTM.com).

Designing & manufacturing custom industrial furnaces for over 50 years



GAS, ELECTRIC | BOX, BELL, PIT, BELT, CAR BOTTOM, TUBE | ALL PROCESSES  
SPECIALIZING IN VPA, VPC COATINGS

**N**  **BLE**  
INDUSTRIAL FURNACE  
**1-STOP**

Service, consumables and critical spares for all brands of equipment

On-site repairs & maintenance – troubleshooting – burner tuning dismantling & relocation services

**860-623-9256 • [info@noblefurnace.com](mailto:info@noblefurnace.com) • [noblefurnace.com](http://noblefurnace.com)**



# Heat Treat Shop

Heat Treat Today believes that people are happier and make better decisions when they are well informed. To get a sense of what options the market has for you, check out some of the heat treat components, parts, services, and supplies listed below. These products have been featured in our monthly e-newsletter called **Heat Treat Shop**, where manufacturers with in-house heat treat departments — especially in the aerospace, automotive, medical, and energy sectors as well as general manufacturing — can easily share this information.

Want to see your product listed here? Contact Doug Glenn at [doug@heattreattoday.com](mailto:doug@heattreattoday.com).

## Dry Coolers, Inc.

### Quench Tank Cooling Systems

Safe, clog-resistant, and cleanable, Solanus air-cooled heat exchangers are designed specifically for heat treat quench tanks.



[www.drycoolers.com/products/quench-oil-cooler](http://www.drycoolers.com/products/quench-oil-cooler)

## Surface Combustion

### 70 Years Strong and Proven!

Over 50% of heat treaters use the Surface Combustion Allcase® batch integral quench furnace.

**Surface is your source.  
Be part of the best!**




[www.surfacecombustion.com](http://www.surfacecombustion.com)

## Phoenix™

### Keeping an Eye on your Furnace

The Phoenix™ Optic system captures a video of what your product sees traveling through the hot furnace. Identify the true root cause of heat treatment issues. Find, fix, and forget those furnace problems.



[www.phoenixtm.com](http://www.phoenixtm.com)

## EMAG LLC

### Induction Hardening for High Volume Production

Get more done! Designed for speed, EMAG's MIND-L 1000 uses 3D design and simulation, 3D SLM printed inductors, 3D QS and 3D coil connect to reduce setting and retooling times.




[www.emag.com](http://www.emag.com)

## Nel Hydrogen

### On-Site Hydrogen Generation... The Smart Choice for Furnace Atmospheres

On-site hydrogen generation enables reducing non-carburizing atmospheres without hydrogen or ammonia inventory. Nel's Proton® PEM water electrolysis systems provide 99.9995%+ purity, -65°C dewpoint, 200+ PSIG hydrogen for use pure or blended. Our compact, packaged systems serve customers worldwide. Improve facility safety, minimize storage and handling, and improve your process results!



[ww2.protononsite.com/thermalprocessing](http://ww2.protononsite.com/thermalprocessing)

## Codina

### Your mesh belt global supplier!

Looking to extend the life of your wire belts? Codina metal belts provides quality mesh belts that have shown better life cycle cost of ownership and higher ROI.

**YOUR GLOBAL MESH BELT SUPPLIER!**



[www.codinametal.com/en/](http://www.codinametal.com/en/)

## AFC-Holcroft

### Hot/Cold Furnace Inspection

Prolong the life of your heat treat equipment with hot or cold equipment inspections. Identify issues before they develop into costly repairs and downtime. Comprehensive documentation provided. Download "Service" leaflet for more.



<https://afc-holcroft.com/company/downloads>